

# EXECUTIVE SUMMARY

The Fourth Quarter of 2024



# Public Budget

QR Million



Average Oil Price

**\$73.9**

Per Barrel



Total Revenue

**48,693**



Total Expenditure

**47,763**






Surplus/(Deficit)

**930**









# Revenue

Item (QR Billion)	Budget 2024	Q4-2024	% of Budget 2024	Q_o_Q	Y_o_Y
 Oil and Gas	159.0	42.1	26.5%	-0.6%	-17.4%
 Non-Oil and Gas	43.0	6.6	15.3%	-26.2%	41.8%
 Total Revenue	202.0	48.7	24.1%	-5.0%	-12.5%



# Expenditure

Item (QR Billion)	Budget 2024	Q4-2024	% of Budget 2024	Q_o_Q	Y_o_Y
 Salaries and Wages	64.0	17.7	27.7%	5.6%	5.0%
 Current Expenditure	71.8	18.5	25.8%	1.0%	3.8%
 Secondary Capital	6.5	1.3	20.4%	-32.8%	-27.9%
 Major Projects	58.6	10.2	17.5%	-27.6%	-42.2%
 Total Expenditure	200.9	47.8	23.8%	-6.7%	-12.0%



**For further information, visit**  
[www.mof.gov.qa](http://www.mof.gov.qa)

**To communicate or to inquire, e-mail:**  
[fpolicies@mof.gov.qa](mailto:fpolicies@mof.gov.qa)

