

EXECUTIVE SUMMARY

The Third Quarter of 2025



Executive Summary

QR Million



Average Oil Price

68.1\$

Per Barrel



Total Revenue

49,155



Total Expenditure




50,587








Surplus/(Deficit)

(1,432)

Revenue

Item (QR Billion)	Budget 2025	Q3 - 2025	% of Budget 2025	Q_o_Q	Y_o_Y
<div>Oil and Gas</div> <div></div>	154.0	43.4	28.2%	27.4%	2.4%
<div>Non-Oil and Gas</div> <div></div>	43.0	5.8	13.5%	-77.5%	-35.2%
<div>Total Revenue</div> <div></div>	197.0	49.2	25.0%	-17.9%	-4.1%

Expenditure

Item (QR Billion)		Budget 2025	Q3 - 2025	% of Budget 2025	Q_o_Q	Y_o_Y
Salaries & Wages		67.5	17.2	25.5%	-6.2%	2.6%
Current Expenditure		76.3	19.6	25.7%	-10.6%	7.0%
Minor Capex		7.0	1.2	16.8%	-58.5%	-40.3%
Major Capex		59.4	12.6	21.3%	-27.9%	-10.9%
Total Expenditure		210.2	50.6	24.1%	-16.5%	-1.2%

- ◆ For further information, visit:
mof.gov.qa
- ◆ To communicate or to inquire, e-mail:
fpolicies@mof.gov.qa