

# EXECUTIVE SUMMARY

The Third Quarter of 2024



# Public Budget

QR Million



Average Oil Price

**\$78.50**

Per Barrel



Total Revenue

**51,274**



Total Expenditure

**51,207**






Surplus/(Deficit)

**67**










# Revenue

Item (QR Billion)	Budget 2024	Q3-2024	% of Budget 2024	Q_o_Q	Y_o_Y
 Oil and Gas	159.0	42.3	26.6%	2.9%	-25.4%
 Non-Oil and Gas	43.0	8.9	20.8%	-52.4%	76.8%
 Total Revenue	202.0	51.3	25.4%	-14.4%	-17.0%



# Expenditure

Item (QR Billion)	Budget 2024	Q3-2024	% of Budget 2024	Q_o_Q	Y_o_Y
 Salaries and Wages	64.0	16.8	26.2%	1.2%	12.3%
 Current Expenditure	71.8	18.3	25.5%	-13.9%	12.5%
 Minor Capex	6.5	2.0	30.4%	46.7%	83.9%
 Major Projects	58.6	14.2	24.2%	-22.1%	-19.2%
 <b>Total Expenditure</b>	<b>200.9</b>	<b>51.2</b>	<b>25.5%</b>	<b>-10.7%</b>	<b>2.8%</b>





**For further information, visit**

[www.mof.gov.qa](http://www.mof.gov.qa)

**To communicate or to inquire, e-mail:**

[fpolicies@mof.gov.qa](mailto:fpolicies@mof.gov.qa)

