

EXECUTIVE SUMMARY

The Second Quarter of 2024



Public Budget

QR Million



Average Oil Price

\$85.0

Per Barrel



Total Revenue

59,904



Total Expenditure




57,337



Surplus/(Deficit)






2,567

Revenue

| Item (QR Billion) | Budget 2024 | Q2-2024 | % of Budget 2024 | Q_o_Q | Y_o_Y |
|---|-------------|---------|------------------|--------|--------|
|  Oil and Gas | 159.0 | 41.1 | 25.9% | -13.1% | 2.2% |
|  Non-Oil and Gas | 43.0 | 18.8 | 43.7% | 207.8% | -33.3% |
|  Total Revenue | 202.0 | 59.9 | 29.7% | 12.1% | -12.4% |



Expenditure

| Item (QR Billion) | Budget 2024 | Q2-2024 | % of Budget 2024 | Q_o_Q | Y_o_Y |
|---|-------------|---------|------------------|-------|--------|
|  Salaries and Wages | 64.0 | 16.6 | 25.9% | 11% | -5.2% |
|  Current Expenditure | 71.8 | 21.3 | 29.6% | 12.8% | 8.0% |
|  Minor Capex | 6.5 | 1.3 | 20.7% | -9.7% | -19.7% |
|  Major Projects | 58.6 | 18.2 | 31.0% | 24.1% | -7.0% |
|  Total Expenditure | 200.9 | 57.3 | 28.5% | 11.6% | -1.8% |



For further information, visit
www.mof.gov.qa

To communicate or to inquire, e-mail:
fpolicies@mof.gov.qa

