

EXECUTIVE SUMMARY

The First Quarter of 2024



Public Budget

QR Million



Average Oil Price

\$81.85

Per Barrel




Total Revenue

53,425



Total Expenditure




51,361



Surplus/(Deficit)






2,064

Revenue

Item (QR Billion)	Budget 2024	Q1-2024	% of Budget 2024	Q_o_Q	Y_o_Y
 Oil and Gas	159.0	47.3	29.8%	-7.2%	-25.3%
 Non-Oil and Gas	43.0	6.1	14.2%	31.1%	16.6%
 Total Revenue	202.0	53.4	26.4%	-4.0%	-22.1%



Expenditure

Item (QR Billion)	Budget 2024	Q1-2024	% of Budget 2024	Q_o_Q	Y_o_Y
 Salaries and Wages	64.0	16.4	25.6%	-2.9%	5.2%
 Current Expenditure	71.8	18.9	26.3%	5.8%	9.1%
 Minor Capex	6.5	1.5	22.9%	-19.0%	55.5%
 Major Projects	58.6	14.7	25.0%	-17.4%	-3.2%
 Total Expenditure	200.9	51.4	25.6%	-5.3%	5.0%



For further information, visit
www.mof.gov.qa

To communicate or to inquire, e-mail:
fpolicies@mof.gov.qa

